

## Table of Contents

OCS NWSLTR MAR 2023 (1)	2
OCS NWSLTR JAN 2023	10
OCS NWSLTR DEC 2022	21
OCS NWSLTR NOV 2022	30
OCS NWSLTR SEP 2022	38

# OCALA CAMELLIA SOCIETY NEWSLETTER

---

Laura Perdomo, Editor

Happy Spring!

March 2023

---

## **NEXT MEETING SET FOR Sunday, March 5, 2023**

Our next meeting is set for March 5th at 1:00 PM with a Potluck Meet-and-Greet and Welcome for our new members, as well as a wrap-up for our camellia year.

### **We meet at:**

**Marion County Sheriff's- North  
District Office  
8311 N HWY 441  
Ocala, FL 34475**

Our program topic this month is "Camellia Basics- What a Great Plant for Marion County!" with Laura Perdomo and crew.

We are continuing to meet at the Sheriff's Station this month, not our usual spot. Please note the change in venue for the meeting!

## **Welcome to Our New Members!**


A big Ocala Camellia Society

# WELCOME

to our

## NEW MEMBERS

who signed up at our show.  
We look forward to meeting  
you and sharing our love of  
camellias!



Our new logo Justin commissioned for us  
looks great! Thanks, Justin!

### PRESIDENT'S MESSAGE

I want everyone to give themselves a pat on the back!! We had a terrific Camellia Festival considering we had only 2 weeks cancellation notice. Our venue was very accommodating thanks to the Cash and Gwynn Pealer and Sally Layendecker, the weather was gorgeous, and we sold all our Camellia bushes - in fact we only had 11 bushes to open on Sunday afternoon.

Big shout out to Jill Reed for taking on the responsibility of the show plants sales and volunteers. Also for printing the pictures for our camellias on sale. Thanks to Kathryn and Marge for taking care of show plants until the show, meant transport from Citra to Silver Springs, watering them daily and transport back for the show.

Then we had two INFO talks, one early Saturday morning by Mike Dorsey, then mid-afternoon Sally Layendecker gave her INFO talk. Their audiences looked to really soak up everything that was presented to them and then to have the extra hand-outs for them was to reinforce what the speakers spoke about. Nice touch, thank you for coming through on this for me Mike and Sally.

Annie Aierstock was her usual 'Queen Bee' in the kitchen seeing that the plates were kept filled and nothing burned. Thanks to Laura who filled in for Kathryn with the breakfast munchies. There was plenty of food for any and everyone!!

Our membership table picked up some promising members, and our raffle did very well. The winners were thrilled to win such beautiful Camellia bushes that were naturally in bloom.

Thanks to all those that were able to bring in their blooms - after all this is what it's all about -YOUR blooms and how proud you are to show them off!!

Our March meeting is the last meeting for the Camellia season and it's our potluck. I've seen the email reminder sent from Annie and truly look forward to tasting the variety of dishes you all have selected to bring and hope to see a large turn-out. This should also be the last meeting for Patrick and Bob since they did sell their home in Citra and proceeded to purchase a new one in their favorite city, St Augustine.

We will be meeting in the Sheriffs Sub Station North where we met in January. We have been looking for a more central location for the up-coming year.

**Ann Greenwood, President**

## CAMELLIA CULTURE –FALL/WINTER

**DISBUDDING:** Disbudding is the process of removing all but one bud from the tip of a branch. You should never leave two or more flower buds side by side if you want big, beautiful flowers. Plants have only so much energy for each bud, and if there are too many, none of the buds may open completely. You may also want to remove interior buds from a branch, as these will also take energy from the terminal bud. Some growers even take single buds from some branch tips so the plant's energy will be directed to even fewer buds. If you have ever wondered how some growers consistently have larger flowers, this is the reason. Don't be shy about removing buds.

**GIBBING:** Gibbing is the process of removing the growth bud next to a flower bud and filling the "cup" with a drop of gibberellic acid. This causes the remaining flower bud to swell and bloom much earlier than it normally would, and in most cases the flower is much larger. Start gibbing around Labor Day, and treat several buds on large bushes at weekly intervals. Don't gib more than one or two buds on small bushes, if at all. You can order a gib on the web; just Google Progibb.

**SPRAYING:** Spider mites and scale insects are still a problem at this time a year, so keep a close eye out for them. Spider mites cause the leaf to appear bronze, particularly along the central rib, and can ruin the look of the foliage. Scale insects can be seen on the lower surface of leaves and result in yellowing and dropping of the leaves. You can spray with Orthene (or other chemical) to control mites. Insecticidal oil (such as Super Fine) kills mites and scales but be sure to coat both sides of the leaves, and do not spray during hot temperatures. Check with local camellia growers for other spraying tips and to find out what they spray with to control these insects.

*(Continued in the next column)*

**COLLECTING AND PLANTING SEEDS:** Some of your camellia seeds have probably already matured, but you can continue to collect and plant fresh seed through September. Place the seeds immediately in moist vermiculite or other soilless mix, and cover with plastic wrap until they sprout, at which time you can plant them in pots.

**PLANTING:** Potted camellias can be planted at any time of the year, but remember to water at least twice a week. Be sure to plant them above the soil level to allow for settling. Never plant a camellia at a level lower than it is growing in the pot.

**WATERING:** It is very important to water regularly during any dry periods. Camellias should receive a deep watering (1 inch) once a week. This is true year-round, but is more crucial during dry periods.

**FERTILIZING:** Do not want to fertilize after the end of August or very beginning of September, as you do not want to encourage plant growth at this time of year. You can use any fertilizer up until this time, but if you fertilize after September, you should use only a very low nitrogen fertilizer, and fertilize lightly. Be sure to spread the fertilizer out to the drip line.





## Meeting Minutes- January 8<sup>th</sup>, 2023

Meeting started at 2:00 on January 8th at the Sheriffs office on 441.

We had a great turn out for the meeting. We enjoyed some delicious snacks. Thanks to all the refreshment volunteers.

1. Justin will be head of the nominating committee. Tom and Sally agreed to be on the committee. They will work together to secure a slate of officers, most of which still have one year left on their current positions.

2. The motion was made and approved not to use the alternate venue at Silver Springs. Much discussion was made before this decision was made.

3. We agreed the option for one day at the golf course would not work for us. This will not be pursued.

4. 2 options of logos were presented to the members. Option #2/was the overall choice. We thanked Justin for making the 2 choices available. He worked with the printer on this project. Justin didn't want any reimbursement for his expenses and work. Thank you so much Justin

5. Options that were listed for alternate show locations - Master Gardener auditorium, Silver Springs boat basin, World Equestrian Center and Ft. King Presbyterian Church.

The Cash's and Sally go to church there and thought the venue would be flexible, large enough for us to have a Camellia Festival and plant sale. Patrick and they went to the location after the meeting to check it out.

6. Jill made the following motions that all passed.

Motion to not have a licensed show in 2023.

Motion to have a Camellia Festival and plant sale with local flowers. Set up on Friday at 1. Saturday morning from 8 to 10 flower placement and festival from 10 to 4 for the public on Sat. and 1 to 4 Sun.

Motion to use the Ft. King Presbyterian Church Hall if it is available.

7. Patrick will inform the judges that our show is cancelled.

Patrick and Bob to cancel the tables.

Bob to reimburse those who ask to have their class sponsorship money returned.

Ann to tell Silver Springs to cancel our proposed contract and catering.

Belea to contact the Citizen and put out new press releases for our new plans.

Kathryn to make food for the club for Saturday breakfast/lunch. Anyone who wants to bring anything to share is welcome to.

Laura to cancel the Camellia order at Johns Nursery.

Jill to send an updated list of camellias, with pictures to the members.

8. Bob made the suggestion to sell the plants at cost to our members if the location is not secured. Laura and Frank offered the Peacock Cottage to bring the plants for members to pick up. We would sell the plants at cost to our members to just get what we have covered, but this year would be a wash for any club fund raising. This seemed a better option than doing a sale at the Master Gardener sale in March.

9. Patrick did a great job of showing how to correctly display your flowers, good and bad flower characteristics, what color signs to use when entering different categories and how to fill the cards out.

We closed the meeting and then did our last plant auction of plants that Bob and Patrick have graciously started and grown for our club to auction. The raffle was won by our president Ann.

Sincerely submitted by Kathryn Sickling, OCS secretary on 1/9/2023

Thank you Patrick and Bob for all you have done for OCS over the years! For the last couple decades Patrick Andres and Bob Weidman have enriched the camellia community throughout the U.S. and Southeast, and lucky for us, right here in Marion County with our own Ocala Camellia Society. If you haven't heard, Patrick and Bob have successfully sold their home in Citra and have purchased a condo in St. Augustine in the last whirlwind of a couple months. Thank you both for the hours of hard work, dedication, knowledge and fun you have provided! We hope to continue to see you connected to camellias. Great job!




Patrick and Bob holding their blossoms they registered- 'Mister Patrick and 'Mister Bob'. Pictured behind them are just five of the *countless* air-layers they have cared for and donated to the club in exciting auctions and raffles over the years. Thank you!

**Slate of Officers for the  
2023-2024 Ocala Camellia Society year**

**Ann Greenwood, President  
Belea Keeney, Vice President  
Kathryn Sickling, Secretary  
Jill Reed, Treasurer**

**Board of Directors TBA at the meeting. We will vote on this  
at the March meeting.**

**Thank you Nominating Committee for securing this slate.  
Justin, Chair  
Sally  
Tom**



**President Ann Greenwood ready for a meeting!**





Justin Schneider won the Crowd Favorite with his Tray of Three of 'Lady Vansittart' at our Camellia Festival in January. Congratulations!

## OCALA CAMELLIA SOCIETY EXECUTIVE COMMITTEE

The officers of the Executive Committee of the Ocala Camellia Society for 2022-2023 are:

President: Ann Greenwood, 352-347-9992

Vice-Pres. Belea Keeney, 919-623-5375

Secretary: Kathryn Sickling, 352-625-2179  
Treasurer: Bob Weidman, 352-840-3911

Directors: Patrick Andrews, 352-895-8762  
Mike Dorsey, 608-548-1258  
Susan Dunn, 352-694-4461  
Dick Greenwood, 352-347-9992  
Marge Hendon, 352-625-3510  
Laura Perdomo, 352-624-0116  
Jill Reed, 352-591-4343  
Zlata Sabo, 352-237-5537  
Cindy Witmer, 352-804-6736  
Judy Vaughn, 352-502-3847

## OCALA CAMELLIA SOCIETY

The Ocala Camellia Society meets on the first Sunday of each month, **September through March, at 2:00 p.m.** Members, friends, and interested gardeners from the general public are invited to attend. Guests are welcome!

## OCALA CAMELLIA SOCIETY

### APPLICATION FOR MEMBERSHIP FOR 2022-2023

The Ocala Camellia Society is a local society, affiliated with the American Camellia Society, whose members meet the first Sunday of the month, September through March, and presents an annual camellia show during January. Annual dues are \$10 for individuals and \$15 for couples. Dues are collected in September for the camellia season. Please complete the application below for membership in the Ocala Camellia Society.

#### OCALA CAMELLIA SOCIETY

Single Membership	( )	\$10.00
Couple Membership	( )	\$15.00
Corporate Membership	( )	\$50.00
Total Enclosed		\$_____

Name(s): \_\_\_\_\_

Address \_\_\_\_\_

City \_\_\_\_\_ State \_\_\_\_\_ Zip Code \_\_\_\_\_

Telephone Number: Home (\_\_\_\_) \_\_\_\_\_ Cell (\_\_\_\_) \_\_\_\_\_

Email: \_\_\_\_\_

Do we have your permission to share your member info with other chapter members? Yes\_\_\_\_ No\_\_\_\_

**Please make your check payable to Ocala Camellia Society and send to: Bob Weidman, Treasurer, Ocala Camellia Society, PO Box 223, Citra, FL, 32113.**

# OCALA CAMELLIA SOCIETY NEWSLETTER

---

Laura Perdomo, Editor

Happy New Year!

January 2023

---

## **NEXT MEETING SET FOR Sunday, January 8, 2023**

Our next meeting is set for January 8 at 2:00 PM.

We meet at:

Marion County Sheriff's- North  
District Office  
8311 N HWY 441  
Ocala, FL 34475

Our program topic this month is "Everything You Need to Know to Show". Our own Patrick Andrews will tell us how to bring our blooms to the show this month, fill out the cards, and what to expect for our show.

We are meeting at a different location this month because our normal spot is being painted! Please note the change in venue for the meeting!



## **Location Change for January!**



We are in a new temporary location for January- please meet us at the Sheriff's North District Office on North 441, just north of 326 with the Sam St. John's Seafood.

If you have someone you usually talk and visit with at the meeting, please touch base with them to make sure they know we are meeting at a different location this month.



**Our Annual Camellia Show is this month!**  
**Silver Springs State Park Ballroom**

**Set up:**  
**Friday, January 27<sup>th</sup> in the afternoon.**

**Saturday: Placement volunteers get to Silver Springs State Park at 7:00 or 7:30 am. Entries are from 7:00 – 10:00. Clerking and judging will start around 10 or 10:30. Hopefully we will be finished judging around 12:30.**

**Show Times:**  
**Saturday 1:00-5:00 (Plant sales start at 10AM)**  
**Sunday: 9:00-4:00**

**If you signed up for something, please show up and have a great time!**





### PRESIDENT'S MESSAGE

Without a doubt in my mind I'll remember this holiday season because it came in with that blast of arctic air and went out with beach weather. Wishing you all a happy and healthy 2023. Because if we are we have a better chance of tending to our Camellias and enjoying their beauty. "Tis Our Season"!!

This coming Sunday, January 8, 2023 will be our next meeting and the last one before our show. The meeting location for this one meeting is to take place at the Marion County Sheriff Office, North District - Community room. This is located at: 8311 N. Hwy. 441 in Ocala, FL 34475. We will be here for this one meeting only as the United Way Building is being painted on the inside, but this should be done by end of January.

Our February 5th meeting/tour was to be at Bob and Patrick's, BUT due to their change of plans and their move to St. Augustine in the near future, their home was unavailable. At the December meeting the members voted to cancel the February meeting. However, there is another auspicious occasion this same date and is open to our members. There is a birthday celebration for Marge Hendon and Laura & Frank Perdomo. This is taking place from 1:pm - 4:pm on February 5th held at the Ocklawaha Baptist church on HWY 40 in Silver Springs. If attending please provide a side dish or dessert. Please no presents or cards.

Our December 13th work day at the Silver Springs State Park was a terrific way to kick off our Camellia season. My thanks to Justin Schneider, Sally Layendecker, Beverly Canning, Frank & Laura Perdomo, Dick and Ann Greenwood. The garden looked instantly beautiful from the attention we gave it like weeding, raking up debris and fresh mulch helped a lot...a great start!!! So for the next twelve months we are committed to having 2-3 volunteers to keep our garden looking fresh and beautiful.

At the January meeting there will be a nominating committee to secure for our members a slate of officers for the upcoming year. Elections take place at our March mtg.

How fortunate we are to have Bob and Patrick as our Speakers for this important session. They will impart their knowledge on how to prep your entries for the show: what are the judges going to be looking for, the number of leaves an entry should have and what is the best placement of the leaf. So I think we will all benefit from whatever knowledge and tips our Camellia experts can throw our way. Looking forward to seeing you there!!

I want to thank our refreshment committee for all the "goodies"!!

Ann Greenwood, President

## CAMELLIA CULTURE –FALL/WINTER

**DISBUDDING:** Disbudding is the process of removing all but one bud from the tip of a branch. You should never leave two or more flower buds side by side if you want big, beautiful flowers. Plants have only so much energy for each bud, and if there are too many, none of the buds may open completely. You may also want to remove interior buds from a branch, as these will also take energy from the terminal bud. Some growers even take single buds from some branch tips so the plant's energy will be directed to even fewer buds. If you have ever wondered how some growers consistently have larger flowers, this is the reason. Don't be shy about removing buds.

**GIBBING:** Gibbing is the process of removing the growth bud next to a flower bud and filling the "cup" with a drop of gibberellic acid. This causes the remaining flower bud to swell and bloom much earlier than it normally would, and in most cases the flower is much larger. Start gibbing around Labor Day, and treat several buds on large bushes at weekly intervals. Don't gib more than one or two buds on small bushes, if at all. You can order a gib on the web; just Google Progibb.

**SPRAYING:** Spider mites and scale insects are still a problem at this time a year, so keep a close eye out for them. Spider mites cause the leaf to appear bronze, particularly along the central rib, and can ruin the look of the foliage. Scale insects can be seen on the lower surface of leaves and result in yellowing and dropping of the leaves. You can spray with Orthene (or other chemical) to control mites. Insecticidal oil (such as Super Fine) kills mites and scales but be sure to coat both sides of the leaves, and do not spray during hot temperatures. Check with local camellia growers for other spraying tips and to find out what they spray with to control these insects.

*(Continued in the next column)*

**COLLECTING AND PLANTING SEEDS:** Some of your camellia seeds have probably already matured, but you can continue to collect and plant fresh seed through September. Place the seeds immediately in moist vermiculite or other soilless mix, and cover with plastic wrap until they sprout, at which time you can plant them in pots.

**PLANTING:** Potted camellias can be planted at any time of the year, but remember to water at least twice a week. Be sure to plant them above the soil level to allow for settling. Never plant a camellia at a level lower than it is growing in the pot.

**WATERING:** It is very important to water regularly during any dry periods. Camellias should receive a deep watering (1 inch) once a week. This is true year-round, but is more crucial during dry periods.

**FERTILIZING:** Do not want to fertilize after the end of August or very beginning of September, as you do not want to encourage plant growth at this time of year. You can use any fertilizer up until this time, but if you fertilize after September, you should use only a very low nitrogen fertilizer, and fertilize lightly. Be sure to spread the fertilizer out to the drip line.



## Upcoming Camellia Shows!

### January 7-8, 2023

Gainesville Camellia Society

Kanapaha Botanical Gardens, 4700 S. W. 58th Drive, Gainesville, FL 32608

Show Chair: Debbie Ellis, [debbieellis992@gmail.com](mailto:debbieellis992@gmail.com)

Show Contact: Jerry Hogsette, [jhogsett@bellsouth.net](mailto:jhogsett@bellsouth.net), (352) 328-6839

Judges' Chairperson: Jerry Hogsette - Brian Dick,  
[brian.dick@lakelandgov.net](mailto:brian.dick@lakelandgov.net)

Show Schedule: [Gainesville Camellia Society Show Schedule](#)

### January 21, 2023

Camellia Society of Central Florida

Mead Botanical Garden, 1300 S. Denning Drive, Winter Park, FL 32789

Show Chair/Contact: Margaret Locke, [centralflcamellias@gmail.com](mailto:centralflcamellias@gmail.com), (571) 277-0502

Judges' Chairperson: Ben George, [bdgeorge@aol.com](mailto:bdgeorge@aol.com)

Show Schedule: [Camellia Society of Central Florida Show Schedule](#)

### February 4, 2023

Lakeland Camellia Society

Together Church 6725 N. Socrum Loop Rd., Lakeland, FL 33809

Chairperson: Sandra Wyche, [swyche2@gmail.com](mailto:swyche2@gmail.com)

Show Contact: Sandra Wyche, [swyche2@gmail.com](mailto:swyche2@gmail.com), (828) 421-5021

Judges' Chairperson: Jay Ellis, [debbieellis2005@gmail.com](mailto:debbieellis2005@gmail.com)

Show Schedule Not Available - Check Back Later

## Meeting Minutes- December 4<sup>th</sup>, 2022

Our meeting was called to order at 1:15 and we started with a delicious pot luck lunch. So many wonderful foods and desserts to share. Our club president started our business meeting agenda at 2:00.

Our November minutes were approved.

Our treasurer, Bob needs to get 2 people to sign for checks when he turns the job over at the end of his term.

He has a list of what camellias we have for sale and have sold already. He will give/email a copy of the list to Marge Hendon and Ann has a copy. The preorders have been picked up or are accounted for if not picked up yet. Plants were picked up and moved to Marge Hendon's to hold till the show at Silver Springs. Jill offered to do the pictures again this year for the camellias we are selling. Thanks to everyone that helped with this.

December 11 at 2 is a board and member meeting at the Peacock Cottage, to go over all the responsibilities that Bob and Patrick need to turn over to other club members. They announced their future move to St. Augustine and sale of their home.

Ann met with the park managers to get the breakfast and lunch menu settled.

Concerning the upcoming show we need award sponsors for various categories. Please let Bob know if you haven't already signed up to do this. Awards are \$20 per category winner. Your name will be highlighted on a sponsor board at the show. Give your donation to Bob our treasurer.

We need more accredited judges to sign up for this show. We must have at least one accredited judge in the club in order to have a show. We currently have Patrick and Marge.

With that said Patrick is having a zoom December 15 novice show judge class to get certified. Novice goes from 5 to 9. For those needing re-accreditation they will join the zoom from 7 to 9. Contact Patrick if you are interested in becoming a Camelia judge.

People signed up for more responsibilities at the show. We especially need more clerks and photographers to please step up please. Clerking is very easy and directions will be given before we start. Also if you signed up to place flowers it is easy to stay and help with clerking.

December 13 from 9 to 11 is a work day at the Camellia garden in Silver Springs. Bring you own gloves, rake , bucket and small tools for weeding. Sally Layendecker will find out who the grounds manager is and request a trash barrel, cart and mulch to be put by the garden for our use. Everyone is invited to help , but there are at least 3-4 people who have signed up to work that day.

Starting in 2023 we committed to have 3 people each month spend a few hours working in the gardens in return for having the show held in the ballroom for no charge. These people need to sign up ahead so that they can get vetted by the park before they come. On the sign up sheet that will get passed at the next meeting, Just put your full name next to the month you plan to help.

Ann is emailing the December names to the park volunteer manager. Sally Layendecker will be our Silver Springs volunteer coordinator going forward.



Laura Perdomo made a motion to donate \$100 to the United Way for allowing us to use their facility for our meetings. The motion passed. Bob will write a check for this.

January 8th is our next meeting and refreshments will be provided by Gwynn Pealer, Beverly Canning and Kathryn Sickling.

The February 5th tour and party at Bob and Patrick's has been cancelled. We voted not to have a February meeting but instead those who would like can attend a birthday party for Marge Hendon, Laura and Frank Perdomo and a few of their cousins who are also turning 70. This party is being held from 1-4 at the Ocklawaha Baptist Church on Highway 40 in Silver Springs. Meat and drinks provided. We ask that everyone bring a dish or dessert to share. No presents or cards needed.

Business meeting was adjourned at 2:48.

Raffle was won by Beverly. Plants were raffled off to many happy members.


Respectfully submitted by Kathryn Sickling, secretary



A great looking group at our December Holiday "Make Your Own Small Arrangement" Party. Good job, everyone!

## Camellias for Auction this Month:

### Lillian Gordy



<b>Species:</b>	Japonica
<b>Color:</b>	Brilliant pink with yellow anthers and white filaments
<b>Form:</b>	Full peony to anemone
<b>Size:</b>	Very large
<b>Bloom Season:</b>	E-M
<b>Growth Rate:</b>	Vigorous
<b>Growth Characteristics:</b>	Upright, dense growth
<b>Leaf Characteristics:</b>	Medium green
<b>Originator:</b>	C. M. & Lillian Gordy
<b>Place of Origination:</b>	U.S. - Ocala, Florida
<b>Year of Origination / Registration:</b>	2017 - ACS Registration #3027 - first bloomed in 2012
<b>Heritage:</b>	Chance seedling
<b>Photographer:</b>	Konrad Hooper
<b>ICR Link:</b>	<a href="https://internationalcamellia.org/international-camellia-register?camelliaid=23051&amp;state=b">https://internationalcamellia.org/international-camellia-register?camelliaid=23051&amp;state=b</a>

### Leslie Ann



<b>Species:</b>	Sasanqua
<b>Color:</b>	White tipped reddish lavender
<b>Form:</b>	Semidouble with irregular petals to peony form
<b>Size:</b>	Small
<b>Bloom Season:</b>	Fall
<b>Place of Origination:</b>	U.S.
<b>Year of Origination / Registration:</b>	1958
<b>Other Information:</b>	Received the Ralph Peer Sasanqua Award, 1961
<b>Photographer:</b>	Gene Phillips
<b>ICR Link:</b>	<a href="https://internationalcamellia.org/international-camellia-register?camelliaid=11911&amp;state=b">https://internationalcamellia.org/international-camellia-register?camelliaid=11911&amp;state=b</a>



## Auction Plants Continued

### Kathryn Land



<b>Species:</b>	Japonica
<b>Color:</b>	Red with white anthers and golden filaments
<b>Form:</b>	Semidouble with heavy petal texture
<b>Size:</b>	Large
<b>Bloom Season:</b>	M
<b>Growth Rate:</b>	Vigorous
<b>Growth Characteristics:</b>	Spreading growth
<b>Leaf Characteristics:</b>	Dark green
<b>Originator:</b>	E. Hulyn Smith
<b>Place of Origination:</b>	U.S. - Valdosta, Georgia
<b>Year of Origination / Registration:</b>	2008 - ACS Registration #2728 - first bloomed in 1998
<b>Heritage:</b>	Chance seedling
<b>Photographer:</b>	Randolph Maphis
<b>ICR Link:</b>	<a href="https://internationalcamellia.org/international-camellia-register?camelliaid=10541&amp;state=b">https://internationalcamellia.org/international-camellia-register?camelliaid=10541&amp;state=b</a>

### Gus Menard



<b>Species:</b>	Japonica
<b>Color:</b>	White with canary yellow petaloids
<b>Form:</b>	Anemone form with center petals divided by petaloids
<b>Size:</b>	Large
<b>Bloom Season:</b>	M
<b>Growth Rate:</b>	Average
<b>Growth Characteristics:</b>	Upright growth
<b>Leaf Characteristics:</b>	Dark green
<b>Originator:</b>	Ernest E. Judice
<b>Place of Origination:</b>	U.S. - New Orleans, Louisiana
<b>Year of Origination / Registration:</b>	1961 - ACS Registration #597 - first bloomed in 1957
<b>Heritage:</b>	Chance seedling
<b>Photographer:</b>	Lois Boudreaux
<b>ICR Link:</b>	<a href="https://internationalcamellia.org/international-camellia-register?camelliaid=7720&amp;state=b">https://internationalcamellia.org/international-camellia-register?camelliaid=7720&amp;state=b</a>



# Plant up for Raffle

## Emmalene Variegated



Species:	Japonica
Color:	Light rose pink blotched white with cream anthers and yellow filaments
Form:	Semidouble with wavy, crinkled petals
Size:	Large
Bloom Season:	M
Growth Rate:	Vigorous
Growth Characteristics:	Upright growth
Leaf Characteristics:	Light green
Heritage:	Virus variegated form of Japonica 'Emmalene'
Photographer:	Randolph Maphis
ICR Link:	<a href="https://internationalcamellia.org/international-camellia-register?camelliaid=5781&amp;state=b">https://internationalcamellia.org/international-camellia-register?camelliaid=5781&amp;state=b</a>

A neat display of camellias in bamboo in Japan:



## OCALA CAMELLIA SOCIETY EXECUTIVE COMMITTEE

The officers of the Executive Committee of the Ocala Camellia Society for 2022-2023 are:

President: Ann Greenwood, 352-347-9992  
Vice-Pres. Belea Keeney, 919-623-5375  
Secretary: Kathryn Sickling, 352-625-2179  
Treasurer: Bob Weidman, 352-840-3911  
Directors: Patrick Andrews, 352-895-8762  
Mike Dorsey, 608-548-1258  
Susan Dunn, 352-694-4461  
Dick Greenwood, 352-347-9992  
Marge Hendon, 352-625-3510  
Laura Perdomo, 352-624-0116  
Jill Reed, 352-591-4343  
Zlata Sabo, 352-237-5537  
Cindy Witmer, 352-804-6736  
Judy Vaughn, 352-502-3847

## OCALA CAMELLIA SOCIETY

The Ocala Camellia Society meets on the first Sunday of each month, **September through March, at 2:00 p.m.**, at the United Way Community Room, 1401 NE 2<sup>nd</sup> St., in Ocala. Members, friends, and interested gardeners from the general public are invited to attend. Guests are welcome!

## OCALA CAMELLIA SOCIETY

### APPLICATION FOR MEMBERSHIP FOR 2022-2023

The Ocala Camellia Society is a local society, affiliated with the American Camellia Society, whose members meet the first Sunday of the month, September through March, and presents an annual camellia show during January. Annual dues are \$10 for individuals and \$15 for couples. Dues are collected in September for the camellia season. Please complete the application below for membership in the Ocala Camellia Society.

#### OCALA CAMELLIA SOCIETY

Single Membership	( )	\$10.00
Couple Membership	( )	\$15.00
Corporate Membership	( )	\$50.00
Total Enclosed		\$_____

Name(s): \_\_\_\_\_

Address \_\_\_\_\_

City \_\_\_\_\_ State \_\_\_\_\_ Zip Code \_\_\_\_\_

Telephone Number: Home (\_\_\_\_) \_\_\_\_\_ Cell (\_\_\_\_) \_\_\_\_\_

Email: \_\_\_\_\_

Do we have your permission to share your member info with other chapter members? Yes\_\_\_\_ No\_\_\_\_

**Please make your check payable to OCALA CAMELLIA SOCIETY and send to: Bob Weidman, Treasurer, Ocala Camellia Society, PO Box 223, Citra, FL, 32113.**

# OCALA CAMELLIA SOCIETY NEWSLETTER

---

Laura Perdomo, Editor

Happy Holidays!

December 2022

---

## **NEXT MEETING SET FOR Sunday, December 4, 2022**

Our next meeting is set for  
December 4 at 1:00 PM.

We meet at:  
The United Way of Marion County  
1401 NE 2<sup>nd</sup> St.  
Ocala, FL 34470

Our program topic this month is  
"Making Your Own Small Holiday  
Arrangement."

Don't forget we meet an hour earlier  
this month so we can have our  
Holiday party!

## **What to bring this Sunday:**


This month is our Holiday Party.  
Here is what you need to bring!  
For the Holiday Lunch:

- Something delicious to eat and  
a serving utensil for this dish
- Your appetite

For the program:

- A small towel, some scissors or  
cutting utensil.
- A small container for your  
arrangement
- Some greenery or filler (no  
berries)

The club is providing a soaked  
oasis for you to put the  
arrangement in, as well as some  
camellia blooms. If you have  
some extra camellia blooms,  
please bring some to share.



### **PRESIDENT'S MESSAGE**

I hope all of our members had a thoroughly satisfying Thanksgiving Holiday amongst friends and family.

The month has flown by and here we are looking forward to our Christmas Pot luck meeting. Remember your meeting starts at 1PM so we come early. Bring a dish and come hungry!!

This is our craft meeting whereby we make a gorgeous Christmas Holiday arrangement. Just remember to bring your towels, newspapers, clippers, scissors, a small Christmas container, your filler or greenery. The club is providing the soaked Oasis.

Just a reminder that we are making a work day trip to Silver Springs State Park to get a head start on cleaning our Camellia bed. It's long overdue, since I can't recall any work dates for the 2022 calendar year. Justin, Ann and Dick, Laura and Frank have signed on for this being: December 13 (Tuesday) from 9am to 11am. Please volunteers wear your badges and sign in at the gate. If anyone doesn't have plans that morning we would encourage you to come out and join us. Whenever you go to volunteer at the SSSP Camellia garden, you need to bring your own tools for gardening: kneeler, seats, clippers, gloves, water to drink, rake, bucket, plastic bag, garden wagon.

We also started our sign-up sheets for the 2023 year. The stipulation for obtaining the Paradise Ballroom free is that we have several volunteers for every month of the following year to spend 1 or 2 hours keeping our beds and bushes looking presentable, healthy and groomed. Also, our Park Volunteer Coordinator is now Sally Layendecker instead of Kathryn Sickling. So if for whatever reason you have signed up for a specific month and can't make it, get another member to fill in for you and let Sally know in advance.

I want to thank all the club members for making this happen.

Also we will continue with our show sign-up sheets for the jobs that are required. We will also have sign-up sheets for prize sponsors which are necessary in that they defray the shows expenses.

Ann Greenwood, President

## CAMELLIA CULTURE –FALL/WINTER

**DISBUDDING:** Disbudding is the process of removing all but one bud from the tip of a branch. You should never leave two or more flower buds side by side if you want big, beautiful flowers. Plants have only so much energy for each bud, and if there are too many, none of the buds may open completely. You may also want to remove interior buds from a branch, as these will also take energy from the terminal bud. Some growers even take single buds from some branch tips so the plant's energy will be directed to even fewer buds. If you have ever wondered how some growers consistently have larger flowers, this is the reason. Don't be shy about removing buds.

**GIBBING:** Gibbing is the process of removing the growth bud next to a flower bud and filling the "cup" with a drop of gibberellic acid. This causes the remaining flower bud to swell and bloom much earlier than it normally would, and in most cases the flower is much larger. Start gibbing around Labor Day, and treat several buds on large bushes at weekly intervals. Don't gib more than one or two buds on small bushes, if at all. You can order a gib on the web; just Google Progibb.

**SPRAYING:** Spider mites and scale insects are still a problem at this time a year, so keep a close eye out for them. Spider mites cause the leaf to appear bronze, particularly along the central rib, and can ruin the look of the foliage. Scale insects can be seen on the lower surface of leaves and result in yellowing and dropping of the leaves. You can spray with Orthene (or other chemical) to control mites. Insecticidal oil (such as Super Fine) kills mites and scales but be sure to coat both sides of the leaves, and do not spray during hot temperatures. Check with local camellia growers for other spraying tips and to find out what they spray with to control these insects.

*(Continued in the next column)*

**COLLECTING AND PLANTING SEEDS:** Some of your camellia seeds have probably already matured, but you can continue to collect and plant fresh seed through September. Place the seeds immediately in moist vermiculite or other soilless mix, and cover with plastic wrap until they sprout, at which time you can plant them in pots.

**PLANTING:** Potted camellias can be planted at any time of the year, but remember to water at least twice a week. Be sure to plant them above the soil level to allow for settling. Never plant a camellia at a level lower than it is growing in the pot.

**WATERING:** It is very important to water regularly during any dry periods. Camellias should receive a deep watering (1 inch) once a week. This is true year-round, but is more crucial during dry periods.

**FERTILIZING:** Do not want to fertilize after the end of August or very beginning of September, as you do not want to encourage plant growth at this time of year. You can use any fertilizer up until this time, but if you fertilize after September, you should use only a very low nitrogen fertilizer, and fertilize lightly. Be sure to spread the fertilizer out to the drip line.





## Meeting Minutes- November 6<sup>th</sup>, 2022

The meeting started 11/6/22 at 2:00 with delicious refreshments and Ann Greenwood called the meeting to order. Ann thanked our refreshment volunteers for this month: Sally McGlaun, Gwen Pealer, Judy Vaughn, Annie Aierstock and Ann Greenwood.

Dr. J.D. Thomerson was our speaker, presenting on New, Recent, and Overlooked Camellias. Hailing from Valdosta, GA, J.D. mentored under several of the camellia greats and is currently the editor of the Atlantic Coast Camellia Journal. He gave an informative, in-depth presentation on some awesome varieties.

After a short break, we got to the business meeting. The minutes of the September meeting were read and approved. We did not meet in October due to Hurricane Ian. The Treasurer's report was given by Bob Weidman, we currently have a little over \$7000 in the bank (I'm sorry, I did not get the exact number).

Bob Weidman received the County Line camellias, so please come pick your orders up if you haven't already. Bob also brought a list of the current availability he still has that we can pick from and purchase.

Bob is also still taking money for dues for the year.

Our show in January will move forward at Silver Springs State Park (SSSP). We will be able to use the ballroom FREE of charge as long as we have 3-4 members once a month go to the camellia garden at SSSP and clean up/maintain it.

Purple sign-up sheets went around for people to sign up for jobs on that weekend of the show in January. Greeters, Plant Sales, Raffle Ticket Sales, Clean up, Clerking, Set Up, Refreshments, Chronicling, etc. We will have a sign-up sheet at the December meeting for the awards sponsorships. Awards are usually a donation of \$20-\$25 if you'd like to sponsor one. That helps to defray costs for the club. We have a nice print up at the show to show who sponsored award(s). The show is January 28<sup>th</sup> and 29<sup>th</sup>, 2023.

Publicity was discussed. Patrick will send out the press release to Judy, Belea, Zlata, Ann.

Like and Share on our Facebook Page to help promote the show as well.

Ann suggested we go to SSSP in December even though we are not required to go until January, but this would allow us to get it more cleaned up since we haven't been there since last March. December 13<sup>th</sup> from 9:00-11:00 was decided upon for

the club to go to SSSP and clean up. Justin, Ann, Laura and Frank said they could show up. More people are encouraged to come. Please bring anything you like to use to work: clippers, gloves, rakes, buckets, water, mosquito spray (Abigail suggested using a dryer sheet to fend off any bugs). A sign-up sheet for the months of 2023 was passed around for people to sign up for a month or two to go to SSSP to clean up the camellia garden. You sign in at the front desk as a volunteer, indicate on the sheet you are there for the Ocala Camellia Society, you do not have to pay.

For the December meeting, we are meeting an hour earlier than normal so we have time to have our pot luck lunch. Everyone will bring a dish to enjoy. The club will provide ham.

We will meet at 1:00. We will do a flower arrangement after lunch. The club will provide the oasis that holds the water, a few carnations, and a few camellias. Every member needs to bring in: some scissors, a small container, some filler foliage (try not to bring anything with berries on it, or anything that falls off easily and goes into the carpet), a small towel and get ready to make a beautiful arrangement.

The meeting was adjourned and the raffle and auction followed immediately after.

Submitted by Laura Perdomo, filling in as temporary November Secretary for Kathryn Sickling




## Camellias for Auction this Month:



‘Anemoniflora’

### Mrs. Tsutako Nakasone



Species:	Japonica
Color:	White toned pink toward edge with golden anthers and yellowish filaments
Form:	Tubular single
Size:	Small to medium
Bloom Season:	E-M
Growth Characteristics:	Narrow, upright growth
Originator:	Nuccio's Nurseries
Place of Origination:	U.S. - Altadena, California
Year of Origination / Registration:	1958
Photographer:	Bradford King
ICR Link:	<a href="https://internationalcamellia.org/international-camellia-register?camelliaid=14345&amp;state=b">https://internationalcamellia.org/international-camellia-register?camelliaid=14345&amp;state=b</a>

## Auction Plants Continued

### Susan Grooms



<b>Species:</b>	<b>Japonica</b>
<b>Color:</b>	Blush pink with highlights of dark pink random stripes on a few of the petals; all petals have tiny pink pixels which provide the overall light pink color of the flower with yellow anthers and white filaments
<b>Form:</b>	Loose peony form; the bloom has petaloids varying from typical small size to approximately half the size of the primary petals
<b>Size:</b>	Medium to large
<b>Bloom Season:</b>	M-L
<b>Growth Rate:</b>	Average
<b>Growth Characteristics:</b>	Upright, medium density growth
<b>Leaf Characteristics:</b>	Medium green
<b>Originator:</b>	Clarence & Lillian Gordy
<b>Place of Origination:</b>	U.S. - Ocala, Florida
<b>Year of Origination / Registration:</b>	2021 - ACS Registration #3250 - first bloomed in 2008
<b>Heritage:</b>	Chance seedling
<b>Photographer:</b>	Mark Crawford - Loch Laurel Nursery

### Silver Triumph



<b>Species:</b>	<b>Japonica</b>
<b>Color:</b>	<b>White with yellow anthers and white filaments</b>
<b>Form:</b>	<b>Semidouble</b>
<b>Size:</b>	<b>Large to very large</b>
<b>Bloom Season:</b>	<b>E-M</b>
<b>Growth Rate:</b>	<b>Vigorous</b>
<b>Growth Characteristics:</b>	<b>Upright growth</b>
<b>Leaf Characteristics:</b>	<b>Dark green</b>
<b>Originator:</b>	<b>Nuccio's Nurseries</b>
<b>Place of Origination:</b>	<b>U.S. - Altadena, California</b>
<b>Year of Origination / Registration:</b>	<b>1979 - ACS Registration #1520 - first bloomed in 1963</b>
<b>Heritage:</b>	<b>Chance seedling</b>
<b>Photographer:</b>	<b>Gene Phillips</b>
<b>ICR Link:</b>	<a href="https://internationalcamellia.org/international-camellia-register?camelliaid=18982&amp;state=b">https://internationalcamellia.org/international-camellia-register?camelliaid=18982&amp;state=b</a>



## Auction Plants Continued

### Pink Whirlpool



<b>Species:</b>	Japonica
<b>Color:</b>	Pink
<b>Form:</b>	Formal double
<b>Size:</b>	Small
<b>Bloom Season:</b>	E-M
<b>Growth Rate:</b>	Vigorous
<b>Growth Characteristics:</b>	Upright growth
<b>Leaf Characteristics:</b>	Dark green
<b>Originator:</b>	Arthur Mazyck
<b>Place of Origination:</b>	U.S. - Dothan, Alabama
<b>Year of Origination / Registration:</b>	1960 - ACS Registration #455 - first bloomed in 1954
<b>Heritage:</b>	Chance seedling
<b>Photographer:</b>	American Camellia Society
<b>ICR Link:</b>	<a href="https://internationalcamellia.org/international-camellia-register?camelliaid=16106&amp;state=b">https://internationalcamellia.org/international-camellia-register?camelliaid=16106&amp;state=b</a>

## Plant up for Raffle

### John Rumbach



<b>Species:</b>	Japonica
<b>Color:</b>	Dark red with yellow anthers and white filaments
<b>Form:</b>	Semidouble to loose peony form
<b>Size:</b>	Large
<b>Bloom Season:</b>	M
<b>Growth Rate:</b>	Average
<b>Growth Characteristics:</b>	Spreading, dense growth
<b>Leaf Characteristics:</b>	Dark green with low serration
<b>Originator:</b>	John Rumbach
<b>Place of Origination:</b>	U.S. - Jacksonville, Florida
<b>Year of Origination / Registration:</b>	2013 - ACS Registration #2865 - first bloomed in 2007
<b>Heritage:</b>	Chance seedling
<b>Photographer:</b>	Gene Phillips
<b>ICR Link:</b>	<a href="https://internationalcamellia.org/international-camellia-register?camelliaid=10007&amp;state=b">https://internationalcamellia.org/international-camellia-register?camelliaid=10007&amp;state=b</a>

## **OCALA CAMELLIA SOCIETY** **EXECUTIVE COMMITTEE**

The officers of the Executive Committee of the Ocala Camellia Society for 2022-2023 are:

President: Ann Greenwood, 352-347-9992  
Vice-Pres. Belea Keeney, 919-623-5375  
Secretary: Kathryn Sickling, 352-625-2179  
Treasurer: Bob Weidman, 352-840-3911  
Directors: Patrick Andrews, 352-895-8762  
Mike Dorsey, 608-548-1258  
Susan Dunn, 352-694-4461  
Dick Greenwood, 352-347-9992  
Marge Hendon, 352-625-3510  
Laura Perdomo, 352-624-0116  
Jill Reed, 352-591-4343  
Zlata Sabo, 352-237-5537  
Cindy Witmer, 352-804-6736  
Judy Vaughn, 352-502-3847

## **OCALA CAMELLIA SOCIETY**

The Ocala Camellia Society meets on the first Sunday of each month, **September through March, at 2:00 p.m.**, at the United Way Community Room, 1401 NE 2<sup>nd</sup> St., in Ocala. Members, friends, and interested gardeners from the general public are invited to attend. Guests are welcome!

## **OCALA CAMELLIA SOCIETY**

### **APPLICATION FOR MEMBERSHIP FOR 2022-2023**

The Ocala Camellia Society is a local society, affiliated with the American Camellia Society, whose members meet the first Sunday of the month, September through March, and presents an annual camellia show during January. Annual dues are \$10 for individuals and \$15 for couples. Dues are collected in September for the camellia season. Please complete the application below for membership in the Ocala Camellia Society.

#### OCALA CAMELLIA SOCIETY

Single Membership	( )	\$10.00
Couple Membership	( )	\$15.00
Corporate Membership	( )	\$50.00
Total Enclosed		\$_____

Name(s): \_\_\_\_\_

Address \_\_\_\_\_

City \_\_\_\_\_ State \_\_\_\_\_ Zip Code \_\_\_\_\_

Telephone Number: Home (\_\_\_\_) \_\_\_\_\_ Cell (\_\_\_\_) \_\_\_\_\_

Email: \_\_\_\_\_

Do we have your permission to share your member info with other chapter members? Yes\_\_\_\_ No\_\_\_\_

**Please make your check payable to Ocala Camellia Society and send to: Bob Weidman, Treasurer, Ocala Camellia Society, PO Box 223, Citra, FL, 32113.**

# OCALA CAMELLIA SOCIETY NEWSLETTER

---

Laura Perdomo, Editor

Happy Thanksgiving!

November 2022

---

## **NEXT MEETING SET FOR Sunday, November 6, 2022**

Our next meeting is set for  
November 6 at 2:00 PM.


We meet at:  
The United Way of Marion County  
1401 NE 2<sup>nd</sup> St.  
Ocala, FL 34470

Our program topic this month is  
“New, Recent, Overlooked, and Must  
Have Camellia Varieties” with J.D.  
Thomerson.

Don't forget to change your clocks  
this weekend and “Fall Back” an hour!

## **Speaker Bio:**

J. D. Thomerson will be our speaker this month. J. D. recently retired from Valdosta State University where he served 31 years as Professor in the Department of Business Education. He has been growing camellias for 20 years and has about 350 different varieties. He also has about 400 seedling camellias he is evaluating hoping that several will be worthy of registration. J. D. also serves as the Editor of the Atlantic Coast Camellia Society Journal. He is married to Kay and they have a daughter Katie who has just begun the Occupational Therapy program at the University of St. Augustine.



### **PRESIDENT'S MESSAGE**

Well it has been an interesting fall, starting out cool. Myself as well as the Camellias loved it. Then we had Hurricane Ian and since then it has just warmed up to summer. Looking forward to a cool down!!

On to the meeting Sunday, our November speaker is JD Thomerson who was scheduled for October, cancelled meeting due to approaching Hurricane. He was gracious enough to fit us into his November plans. His topic will be on the exciting new and overlooked Camellias. Really looking forward to this!

Just to let everyone know we will be having our show in the Silver Springs State Park Ballroom. Now we have to get ready for a successful show. We are in need of the members to step up and volunteer for the various duties that are required. There will be sign up sheets started and put out each meeting for our members. Also for the show we need prize sponsorships for the various awards that are presented. There will be sign up sheets for this as well.

To top off our November I'm looking forward to a fine variety of camellias for the auction and raffle. It seems like forever since we met so I hope to see a good turn out for fellowship and an informative meeting.

Ann Greenwood, President

### **Refreshment Volunteer Reminder for October:**

Annie should have been in contact with you for refreshments if you signed up for November



# Camellia Delivery Day!

A large order of camellias were delivered to Bob and Patrick's on October 18th around 12:30. The following members were there to unload and alphabetize the varieties with Bob and Patrick, Justin Schneider, Lori Herrala, Jill Reed and Kathryn Sickling. The plants are lovely and there are lots of varieties to choose from. Bob set aside the preorders and some people picked up their orders at that time.





## CAMELLIA CULTURE –FALL/WINTER

**DISBUDDING:** Disbudding is the process of removing all but one bud from the tip of a branch. You should never leave two or more flower buds side by side if you want big, beautiful flowers. Plants have only so much energy for each bud, and if there are too many, none of the buds may open completely. You may also want to remove interior buds from a branch, as these will also take energy from the terminal bud. Some growers even take single buds from some branch tips so the plant's energy will be directed to even fewer buds. If you have ever wondered how some growers consistently have larger flowers, this is the reason. Don't be shy about removing buds.

**GIBBING:** Gibbing is the process of removing the growth bud next to a flower bud and filling the "cup" with a drop of gibberellic acid. This causes the remaining flower bud to swell and bloom much earlier than it normally would, and in most cases the flower is much larger. Start gibbing around Labor Day, and treat several buds on large bushes at weekly intervals. Don't gib more than one or two buds on small bushes, if at all. You can order a gib on the web; just Google Progibb.

**SPRAYING:** Spider mites and scale insects are still a problem at this time a year, so keep a close eye out for them. Spider mites cause the leaf to appear bronze, particularly along the central rib, and can ruin the look of the foliage. Scale insects can be seen on the lower surface of leaves and result in yellowing and dropping of the leaves. You can spray with Orthene (or other chemical) to control mites. Insecticidal oil (such as Super Fine) kills mites and scales but be sure to coat both sides of the leaves, and do not spray during hot temperatures. Check with local camellia growers for other spraying tips and to find out what they spray with to control these insects.

*(Continued in the next column)*

**COLLECTING AND PLANTING SEEDS:** Some of your camellia seeds have probably already matured, but you can continue to collect and plant fresh seed through September. Place the seeds immediately in moist vermiculite or other soilless mix, and cover with plastic wrap until they sprout, at which time you can plant them in pots.

**PLANTING:** Potted camellias can be planted at any time of the year, but remember to water at least twice a week. Be sure to plant them above the soil level to allow for settling. Never plant a camellia at a level lower than it is growing in the pot.

**WATERING:** It is very important to water regularly during any dry periods. Camellias should receive a deep watering (1 inch) once a week. This is true year-round, but is more crucial during dry periods.

**FERTILIZING:** Do not want to fertilize after the end of August or very beginning of September, as you do not want to encourage plant growth at this time of year. You can use any fertilizer up until this time, but if you fertilize after September, you should use only a very low nitrogen fertilizer, and fertilize lightly. Be sure to spread the fertilizer out to the drip line.



## Meeting Minutes- September 11<sup>th</sup>, 2022

### SEPTEMBER 2022 OCS Meeting

The meeting started with delicious refreshments and then was called to order by Ann Greenwood. After our moment of silence for 9-11 the new 2022 officers and directors were introduced. Guests were introduced and welcomed.

Dr. Rick Schoellhorn gave an informative talk and slide presentation on Begonias that can grow outside under our Camellia bushes and trees. He invited us to come to his place to learn to propagate them from his cuttings.

Minutes were approved from our last meeting.

Treasurers report was for \$9,921.98

Remember to get all orders for County Line Nursery to Bob Weidman by the end of September.

Laura will send out a list of all the members addresses to our membership.

A list was passed out for volunteering to bring the refreshments. People need to give their name phone and email so that Annie Aierstock can send out reminders before the meeting.

Sally Layendecker's son works at Silver Springs and she will follow up with Jason, Jeremy and Emily about the Ballroom for our show this year. She will let Kathryn Sickling and Ann know what she finds out.

Ann will also check with the caterer at the golf course to see if we could have the same \$1,000 booking for the 3 days as we had last year if we use their caterer. This would be a back up in case the ballroom isn't going to work out.

We have added 5 new local awards above the ones the current exhibitors have. The category for protected camellias has been taken off the bill.

Our next meeting is October 2 at the United Way building at 2:00.

Meeting adjourned

Respectfully submitted by Kathryn Sickling on Sept. 20, 2022

## Camellias for Auction this Month:



‘Lillian Gordy’



Helen G

**For Auction but not pictured: ‘High Times Variegated’**

**For Raffle on Sunday:**



**‘Kanjiro’**

## **OCALA CAMELLIA SOCIETY EXECUTIVE COMMITTEE**

The officers of the Executive Committee of the Ocala Camellia Society for 2022-2023 are:

President: Ann Greenwood, 352-347-9992  
Vice-Pres. Belea Keeney, 919-623-5375  
Secretary: Kathryn Sickling, 352-625-2179  
Treasurer: Bob Weidman, 352-840-3911  
Directors: Patrick Andrews, 352-895-8762  
Mike Dorsey, 608-548-1258  
Susan Dunn, 352-694-4461  
Dick Greenwood, 352-347-9992  
Marge Hendon, 352-625-3510  
Laura Perdomo, 352-624-0116  
Jill Reed, 352-591-4343  
Zlata Sabo, 352-237-5537  
Cindy Witmer, 352-804-6736  
Judy Vaughn, 352-502-3847

## **OCALA CAMELLIA SOCIETY**

The Ocala Camellia Society meets on the first Sunday of each month, **September through March, at 2:00 p.m.**, at the United Way Community Room, 1401 NE 2<sup>nd</sup> St., in Ocala. Members, friends, and interested gardeners from the general public are invited to attend. Guests are welcome!

## **OCALA CAMELLIA SOCIETY**

### **APPLICATION FOR MEMBERSHIP FOR 2022-2023**

The Ocala Camellia Society is a local society, affiliated with the American Camellia Society, whose members meet the first Sunday of the month, September through March, and presents an annual camellia show during January. Annual dues are \$10 for individuals and \$15 for couples. Dues are collected in September for the camellia season. Please complete the application below for membership in the Ocala Camellia Society.

#### **OCALA CAMELLIA SOCIETY**

Single Membership	( )	\$10.00
Couple Membership	( )	\$15.00
Corporate Membership	( )	\$50.00
Total Enclosed		\$_____

Name(s): \_\_\_\_\_

Address \_\_\_\_\_

City \_\_\_\_\_ State \_\_\_\_\_ Zip Code \_\_\_\_\_

Telephone Number: Home (\_\_\_\_) \_\_\_\_\_ Cell (\_\_\_\_) \_\_\_\_\_

Email: \_\_\_\_\_

Do we have your permission to share your member info with other chapter members? Yes\_\_\_\_ No\_\_\_\_

**Please make your check payable to Ocala Camellia Society and send to: Bob Weidman, Treasurer, Ocala Camellia Society, PO Box 223, Citra, FL, 32113.**



# OCALA CAMELLIA SOCIETY NEWSLETTER

---

Laura Perdomo, Editor

Welcome Back!

September 2022

---

## **NEXT MEETING SET FOR Sunday, September 11, 2022**

The first meeting of the season is set for September 11<sup>th</sup> at 2:00 PM.

We meet at:

The United Way of Marion County  
1401 NE 2<sup>nd</sup> St.  
Ocala, FL 34470

Our program topic this month is  
“Succeeding with Florida Hardy  
Begonias in the Camellia Garden”  
with Dr. Rick Schoellhorn.



---

Don't forget to send your camellia requests to Bob ASAP if you would like to order from County Line Nursery. Orders are due by September 22<sup>nd</sup>, 2022. See the email from Laura Perdomo for the list (sent out on 8/7/22)

## **Speaker Bio:**

Dr. Rick Schoellhorn is a retired plant lover who has worked in both industry and academia throughout his career, but always focused on new plants and new plant introductions. Rick is currently the director of Nomenclature of the American Begonia Society and learning how to breed begonias in his free time.

## **Other highlights or notes**

- 7 years with Proven Winners
- 7 years as a college professor at the University of Florida
- 12 years as owner of an interiorscape company in Colorado
- 5 years in retail nursery sales in California
- 3 year retail nursery production and sales in Alaska
- 3 years of golf course maintenance in California

Dr. Rick Schoellhorn received his M.S. (1992) and Ph.D. (1996) from the University of Florida.

Rick is the co-author of “Your Florida Guide to Perennials” with Dr. Sydney Park-Brown



## **PRESIDENT'S MESSAGE**

**Ann Greenwood, President**

I want to welcome back our Ocala Camellia Society members to another year of learning and appreciating our Camellia gardens. Whether you just bought your first plants last year or your gardens are large, small or when necessary in containers by coming to our meetings we delve into new and old ways to make our gardens presentable and appreciated. I would like to invite all our new members from last year to make a point of coming to our first meeting of the Year. We have many learned members who are always willing to help or get answers for you. We are interested in hearing how your Camellias have done over this very hot summer! Come join us September 11 at 2:00.

Over the summer your board has been hard at work procuring speakers on topics we think will interest our members. I want to take this opportunity to thank your new Vice President, Belea Keeney for her time and effort in lining up our speakers and arranging the programs for the coming year. I also want to thank your new secretary, Kathryn Sickling for brain storming with me and she will also be Silver Springs Park Liaison to coordinate our work days at the Park this Camellia season. Another board member that has stepped up is Judy Vaughn who will handle publicity for the Camellia Show this year. Also I can't leave out my President, Laura Perdomo for her knowledge, patience and prodding me when needed. Then there is Patrick Andrews and Bob Weidman for all their knowledge and assistance. whenever needed. It takes a village to have a successful Club and that's what I love about the Ocala Camellia Society. We have endeavored to build our membership, promote Camellias and continue learning so at some point in time we can sit back and enjoy our plants and the friendships we have built through out the years.


Our meeting will offer some lite refreshments and I want to thank Brenda Boss and Sally Layendecker and Annie Aierstock for their contributions to this meeting. There will be a sign up sheet for the October and November meetings. Anyone interested please make sure you sign up and/or get with Annie after the meeting.

I'm sure by now you have perused the list of Camellias available for purchase through the club from County Line Nursery. This is like Christmas in August! Your order can be given to Bob Weidman at the meeting or emailed to him. Payment is required when you pick up your beautiful plants in October at Patrick and Bob's home in Citra.

President's Message (cont.)

It's the start of a new Camellia Season and with that the 2022-2023 dues are due! If you joined at our show in January, you are paid up for this season. You may fill out the form and mail that along with your dues to the address listed on the application, or Bob Weidman, the treasurer, will be at the meeting and he can take your dues for the upcoming year.

At the conclusion of our meeting we will hold the Raffle and Auction to benefit the Ocala Camellia Society. I am so looking forward to being your President for the next two years and am excited to get back to a new Camellia Season and welcoming new and old friends. Remember the date is changed to September 11" (due to Labor Day), but we will still meet at the United Way Building located at 1401 NE 2 St, Ocala. Meeting starts at 2:00pm.



Refreshment Volunteer Reminder for September:  
Annie Aierstock  
Brenda Boss  
Sally Layendecker

## CAMELLIA CULTURE –FALL/WINTER

**DISBUDDING:** Disbudding is the process of removing all but one bud from the tip of a branch. You should never leave two or more flower buds side by side if you want big, beautiful flowers. Plants have only so much energy for each bud, and if there are too many, none of the buds may open completely. You may also want to remove interior buds from a branch, as these will also take energy from the terminal bud. Some growers even take single buds from some branch tips so the plant's energy will be directed to even fewer buds. If you have ever wondered how some growers consistently have larger flowers, this is the reason. Don't be shy about removing buds.

**GIBBING:** Gibbing is the process of removing the growth bud next to a flower bud and filling the "cup" with a drop of gibberellic acid. This causes the remaining flower bud to swell and bloom much earlier than it normally would, and in most cases the flower is much larger. Start gibbing around Labor Day, and treat several buds on large bushes at weekly intervals. Don't gib more than one or two buds on small bushes, if at all. You can order a gib on the web; just Google Progibb.

**SPRAYING:** Spider mites and scale insects are still a problem at this time a year, so keep a close eye out for them. Spider mites cause the leaf to appear bronze, particularly along the central rib, and can ruin the look of the foliage. Scale insects can be seen on the lower surface of leaves and result in yellowing and dropping of the leaves. You can spray with Orthene (or other chemical) to control mites. Insecticidal oil (such as Super Fine) kills mites and scales but be sure to coat both sides of the leaves, and do not spray during hot temperatures. Check with local camellia growers for other spraying tips and to find out what they spray with to control these insects.

*(Continued in the next column)*

**COLLECTING AND PLANTING SEEDS:** Some of your camellia seeds have probably already matured, but you can continue to collect and plant fresh seed through September. Place the seeds immediately in moist vermiculite or other soilless mix, and cover with plastic wrap until they sprout, at which time you can plant them in pots.

**PLANTING:** Potted camellias can be planted at any time of the year, but remember to water at least twice a week. Be sure to plant them above the soil level to allow for settling. Never plant a camellia at a level lower than it is growing in the pot.

**WATERING:** It is very important to water regularly during any dry periods. Camellias should receive a deep watering (1 inch) once a week. This is true year-round, but is more crucial during dry periods.

**FERTILIZING:** Do not want to fertilize after the end of August or very beginning of September, as you do not want to encourage plant growth at this time of year. You can use any fertilizer up until this time, but if you fertilize after September, you should use only a very low nitrogen fertilizer, and fertilize lightly. Be sure to spread the fertilizer out to the drip line.



## Meeting Minutes- March 6<sup>th</sup>, 2022

We gathered at 1:00 for a pot luck dinner and social time together. New members were introduced. We gained 26 new members at our show.

Our program involved a discussion of camellias in general:

- Origins in Asia
- Species, hybrids, cultivars
- Planting/caring

Our business meeting followed. Bob reported that we have a current balance of \$10,376.39, in the treasury. He then outlined expenses and income from our January show.

There were a total of 1,042 blooms entered this year. Winners from our club included- Gwen, Ann, Patrick, Joan, Bob, Judy and Zlata.

Patrick proposed that we donate \$50/mo to United Way for the use of their facility. This was approved. He also proposed we donate \$500 to the ACS for a playground to be built at Massey Gardens. This too was approved.

We then discussed proposed changes to our show program. Patrick led a discussion for the following changes to categories and/or classes:

- Large to very large & large
- Eliminate Sasanqua
- Remove class Gordy and move to contention table
- Remove protected class permanently (savings of \$600)

All changes were discussed and then approved by the membership.

We then continued with installation of new officers as follows:

- President- Ann Greenwood
- Vice-President- Belea Keeney
- Secretary- Kathryn Sickling
- Treasurer- Bob Weidman

Directors:

- Annie Aerstock
- Patrick Andrews
- Dick Greenwood
- Marge Hendon
- Laura Perdomo
- Jill Reed
- Zlata Sabo
- Justin Schneider
- Judy Vaughn

The meeting was adjourned. Our next meeting will be the 2nd Sunday in September.  
Cindy Witmer, Secretary



Camellias for Auction this Month:



Mary Perdue



Tomorrow White

Also for Auction but not pictured:

Bealii Rosea  
Early Woodville Red

## A couple pictures from our show in January:







## OCALA CAMELLIA SOCIETY EXECUTIVE COMMITTEE

The officers of the Executive Committee of the Ocala Camellia Society for 2022-2023 are:

President: Ann Greenwood, 352-347-9992  
Vice-Pres. Belea Keeney, 919-623-5375  
Secretary: Kathryn Sickling, 352-625-2179  
Treasurer: Bob Weidman, 352-840-3911  
Directors: Patrick Andrews, 352-895-8762  
Mike Dorsey, 608-548-1258  
Susan Dunn, 352-694-4461  
Dick Greenwood, 352-347-9992  
Marge Hendon, 352-625-3510  
Laura Perdomo, 352-624-0116  
Jill Reed, 352-591-4343  
Zlata Sabo, 352-237-5537  
Cindy Witmer, 352-804-6736  
Judy Vaughn, 352-502-3847

## OCALA CAMELLIA SOCIETY

The Ocala Camellia Society meets on the first Sunday of each month, **September through March, at 2:00 p.m.**, at the United Way Community Room, 1401 NE 2<sup>nd</sup> St., in Ocala. Members, friends, and interested gardeners from the general public are invited to attend. Guests are welcome!

## OCALA CAMELLIA SOCIETY

### APPLICATION FOR MEMBERSHIP FOR 2022-2023

The Ocala Camellia Society is a local society, affiliated with the American Camellia Society, whose members meet the first Sunday of the month, September through March, and presents an annual camellia show during January. Annual dues are \$10 for individuals and \$15 for couples. Dues are collected in September for the camellia season. Please complete the application below for membership in the Ocala Camellia Society.

#### OCALA CAMELLIA SOCIETY

Single Membership	( )	\$10.00
Couple Membership	( )	\$15.00
Corporate Membership	( )	\$50.00
Total Enclosed		\$_____

Name(s): \_\_\_\_\_

Address \_\_\_\_\_

City \_\_\_\_\_ State \_\_\_\_\_ Zip Code \_\_\_\_\_

Telephone Number: Home (\_\_\_\_) \_\_\_\_\_ Cell (\_\_\_\_) \_\_\_\_\_

Email: \_\_\_\_\_

Do we have your permission to share your member info with other chapter members? Yes\_\_\_\_ No\_\_\_\_

**Please make your check payable to OCALA CAMELLIA SOCIETY and send to: Bob Weidman, Treasurer, Ocala Camellia Society, PO Box 223, Citra, FL, 32113.**